



Customer care is a true concern for BESTCARE
Patient Lifting & Transfers

Electric Patient Lift Powered Base



PL600E-PB (270kgs)

Option : • Digital Scale • Universal Slings

Base Leg Length	126cm
Base Height	11.5cm
Mast Height	126cm
Base Open External Width	102cm
Base Closed External Width	66.5cm
Max. Lifting Height	181cm
Min. Lifting Height	69cm
Unit Net Weight	64kgs
Lockable Caster	Yes

CONTROL BOX	
Input Voltage	220-240VAC 50Hz / 110-1020VAC 60Hz
Output Voltage	24VDC
Battery Pack	24 VDC 5AH
Control	Panel and Handset
Over-Duty Alarm	By LCD
Battery Status	By LCD

Electric Patient Lift Foldable/Portable



PL150NP (150kgs)

Option : • Digital Scale • Universal Slings

Base Leg Length	101.5cm
Base Height	11.5cm
Mast Height	118cm
Base Open External Width	97cm
Base Closed External Width	53cm
Max. Lifting Height	175cm
Min. Lifting Height	67cm
Unit Net Weight	36kgs
Lockable Caster	Yes

CONTROL BOX	
Input Voltage	220-240VAC 50Hz / 110-1020VAC 60Hz
Output Voltage	24VDC
Battery Pack	24 VDC 4.5AH
Control	Panel and Handset
Over-Duty Alarm	By Buzzer
Battery Status	By LED color indicator

Electric Patient Lift



PL400E (180kgs)



**PL500E(225kgs)
PL600E(270kgs)**

Option : • Digital Scale • Universal Slings

	PL400E	PL500E	PL600E
Base Leg Length	102.3cm	117cm	126cm
Base Height	11.5cm	11.5cm	11.5cm
Mast Height	123cm	126.5cm	126cm
Base Open External Width	96cm	102cm	102cm
Base Closed External Width	65cm	65cm	66.5cm
Max. Lifting Height	175cm	191cm	181cm
Min. Lifting Height	75cm	60cm	69cm
Unit Net Weight	47kgs	50kgs	64kgs
Lockable Caster	Yes	Yes	Yes

CONTROL BOX	PL400E	PL500E & PL600E
Input Voltage	220-240VAC 50Hz / 110-1020VAC 60Hz	220-240VAC 50Hz / 110-1020VAC 60Hz
Output Voltage	24VDC	24VDC
Battery Pack	24 VDC 4.5AH	24 VDC 5AH
Control	Panel and Handset	Panel and Handset
Over-Duty Alarm	By Buzzer	By LCD
Battery Status	By LED color indicator	By LCD

Electric Patient Lift



PL400C (180kgs)



PL150NE (150kgs)

Option : • Digital Scale • Universal Slings

	PL150NE	PL400C
Base Leg Length	101.5cm	101.5cm
Base Height	11.5cm	11.5cm
Mast Height	120cm	118cm
Base Open External Width	97cm	95cm
Base Closed External Width	53cm	65cm
Max. Lifting Height	175cm	167cm
Min. Lifting Height	63cm	69cm
Unit Net Weight	35kgs	37kgs
Lockable Caster	Yes	Yes

CONTROL BOX	
Input Voltage	220-240VAC 50Hz / 110-1020VAC 60Hz
Output Voltage	24VDC
Battery Pack	24 VDC 4.5AH
Control	Panel and Handset
Over-Duty Alarm	By Buzzer
Battery Status	By LED color indicator

Manual Hydraulic Patient Lift



PL400H (180kgs)



PL150NH (150kgs)

Option : • Digital Scale • Universal Slings

	PL150NH	PL400H
Base Leg Length	101.5cm	101.5cm
Base Height	11.5cm	11.5cm
Mast Height	118cm	118cm
Base Open External Width	97cm	95cm
Base Closed External Width	53cm	65cm
Max. Lifting Height	175cm	171cm
Min. Lifting Height	55cm	56cm
Unit Net Weight	32.5kgs	34kgs
Lockable Caster	Yes	Yes

Sit-to-Stand Patient Lift



SA400E (180kgs)



SA500E(225kgs)

SA600E (270kgs)

Option : • Stand Assist Sling

	SA400E	SA500E	SA600E
Base Leg Length	102.5cm	102.5cm	102.5cm
Base Height	11.5cm	11.5cm	11.5cm
Mast Height	96cm	96cm	96cm
Base Open External Width	65cm	65cm	65cm
Base Closed External Width	171cm	168cm	168cm
Max. Lifting Height	85cm	91cm	91cm
Min. Lifting Height	48.5cm	48.5cm	48.5cm
Unit Net Weight	54kgs	58kgs	58kgs
Lockable Caster	Yes	Yes	Yes

CONTROL BOX	SA400E	SA500E & SA600E
Input Voltage	220-240VAC 50Hz / 110-1o20VAC 60Hz	220-240VAC 50Hz / 110-1o20VAC 60Hz
Output Voltage	24VDC	24VDC
Battery Pack	24 VDC 4.5AH	24 VDC 5AH
Control	Panel and Handset	Panel and Handset
Over-Duty Alarm	By Buzzer	By LCD
Battery Status	By LED color indicator	By LCD

Standing Transfer Aid



ST450 (200kgs)

Open/Close e Base

ST400(180kgs)

Option : • Buttock Support Straps

	ST400	ST450
Seat width	50.8cm	50.8cm
Base width	63.2	65.5cm
Open base width	X	91cm
Overall height	109	110cm
Overall length	79	90cm
Min. seat height	67	68cm
Unit Net Weight	30kgs	36kgs
Lockable Caster	Yes	Yes

Accessories



Control Box



Digital Scale



Charger



Pendant




Battery 12V/4.5Ah




**Upgrade Kit – PL400K
Upgrade PL400H to PL400C**


Slings

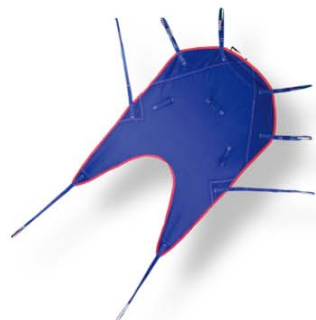


UNIVERSAL SLINGS

without head support


material type	part number	description	size	best fits	weight capacity
 bestcare blue	SL-UP892	padded	M	140-200LB	400LB
	SL-UP893	padded	L	200-400LB	400LB
	SL-UP894	padded	XXL	400-600LB	600LB


material type	part number	description	size	best fits	weight capacity
 mesh	SL-UM882	mesh	M	140-200LB	400LB
	SL-UM883	mesh	L	200-400LB	400LB



UNIVERSAL SLINGS

with head support

material type	part number	description	size	best fits	weight capacity
 bestcare blue	SL-UPH861	padded	S	85-140LB	400LB
	SL-UPH862	padded	M	140-200LB	400LB
	SL-UPH863	padded	L	200-400LB	400LB
	SL-UPH864	padded	XXL	600LB	600LB

material type	part number	description	size	best fits	weight capacity
 mesh	SL-UMH831	mesh	S	85-140LB	400LB
	SL-UMH832	mesh	M	140-200LB	400LB
	SL-UMH833	mesh	L	200-400LB	400LB

Slings

STANDASSIST

SPS stand assist



stand assist





buttock strap




calf strap



material type	part number	description	size	torso	weight capacity	unit
 disposable	SL-DSA662	SPS disposable stand assist padded (10/box)	M	29"-48"	400LB	10/cs
	SL-DSA663	SPS disposable stand assist padded (10/box)	L	36"-60"	600LB	10/cs
 bestcare blue	SL-SA661	deluxe padded (toileting)	S		400LB	
	SL-SA662	deluxe padded (toileting)	M		400LB	
	SL-SA663	deluxe padded (toileting)	L		400LB	
	SL-SA664	deluxe padded (toileting)	XXL		600LB	
	SL-SA669	buttock support strap for stand assist standard	standard		400LB	
	SL-SA669B	buttock support strap for stand assist standard	XXL		600LB	
	SAL1230-KB	stand assist knee strap brace	standard		400LB - 600LB	


REPLACEMENT for LIKO®/GULDMANN®

without head support

material type	part number	description	size	weight capacity
 periwinkle	SL-GP471	low back	S	600LB
	SL-GP472	low back	M	600LB
	SL-GP473	low back	L	600LB
	SL-GP474	low back	XL	600LB

REPLACEMENT for LIKO®/GULDMANN®

with head support

material type	part number	description	size	weight capacity
 periwinkle	SL-GPH481	high back	S	600LB
	SL-GPH482	high back	M	600LB
	SL-GPH483	high back	L	600LB
	SL-GPH484	high back	XL	600LB

